

Fluorine lined plug valve (X43FEP/PFA)

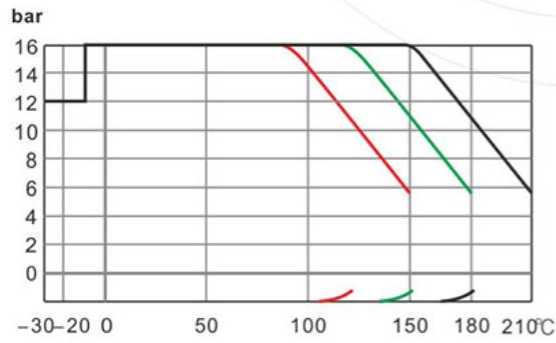
Main parts and materials

Name/Material	WCB	CF8	CF3	CF8M	CF3M
Body	WCB	CF8	CF3	CF8M	CF3M
Stem	WCB	CF8	CF3	CF8M	CF3M
Plug	WCB	CF8	CF3	CF8M	CF3M
Lined	FEP / PFA / PO / PTFE				
Seat	PTFE / RPTFE				
Bolt/Nut	B7/2H	B8/8	B8/8	B8M/8M	B8M/8M

Technical Specification

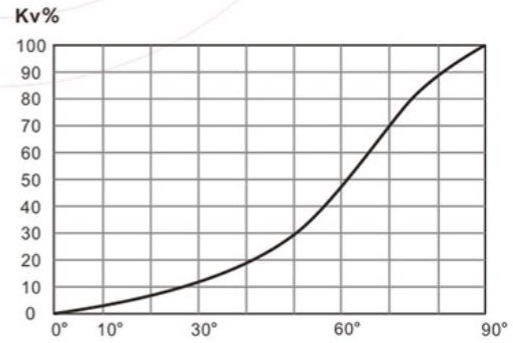
Design&Manufacture Standard	GB/T12240		API 6D
FTF Dimension Standard	HG/T3704, GB/T12221		ASME B16.10
Flange standard	HG/T20592, GB/T9119		ASME B16.5, JIS B2220
Inspection & Test Standard	HG/T13927, JB/T9092		API 598
Normal Diameter	DN15~DN350		1/2"~14"
Normal Pressure	1.0MPa	1.6MPa	150LB
Test pressure	Shell Test	1.5MPa	1.5MPa
	High Pressure Test	1.1MPa	1.1MPa
	Low Pressure Test	0.6MPa	0.6MPa
Temperature Range	FEP:-29℃~120℃, PFA:-29℃~180℃, PTFE:-29℃~150℃		
Applicable Medium	Strong corrosion medium: Hydrochloric acid, Nitric acid, Hydrofluoric acid, Liquid chlorine, Sulfuric acid and Aqua regia etc.		

氟材料压力温度曲线
Pressure-Temperature Curve

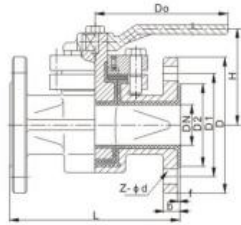


真空 Vacuum: 0.1mbar
备注 Note: — PFA — PTFE — FEP

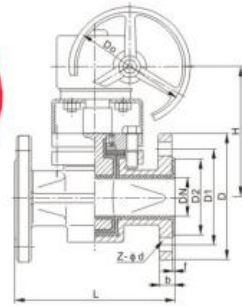
流量特性图
Flow Characteristic



阀位角度 Valve Position Angle
 $1Cv=1.167Kv$



Fluorine plug valve(X43F4)



Fluorine plug valve(X343F46)

The main connection size

DN (mm)	PNS (Inch)	L	D	D1	D2	f	b	Z-Φd	H
15	1/2	130	95	65	45	3	15	4-14	85
20	3/4	130	105	75	55	3	17	4-14	90
25	1	140	115	85	65	3	17	4-14	100
32	1-1/4	165	140	100	75	3	19	4-18	100
40	1-1/2	165	150	110	85	3	19	4-18	130
50	2	203	165	125	100	3	21	4-18	130
65	2-1/2	222	185	145	120	3	21	4-18	135
80	3	241	200	160	135	3	21	8-18	165
100	4	305	220	180	155	3	23	8-18	180
125	5	356	250	210	185	4	24	8-18	210
150	6	394	285	240	210	4	26	8-23	450
200	8	457	340	295	265	4	26	8/12-23	490
250	10	533	395	350	320	4	28	12-23/26	550